



Edwardian Door Handle on Plate

W3200-AT

Heritage Brass Door Handle Lever Lock Edwardian Design Antique finish

Material:
Solid Brass


Finish:
Antique Brass

Warranty:
10 Year Mechanism


Available Finishes




Polished Brass



Polished Chrome



Antique Brass




Satin Nickel



Jupiter Split Finish



Mercury Split Finish



Matt Bronze

Available Functions



Lever Latch
W3213-AT



Lever Lock
W3200-AT



Bathroom Set
W3220-AT



Euro Profile
W3227.48-AT

Product Dimensions (All dimensions are in millimeters unless otherwise indicated)

Backplate Length	153	Backplate Width	49	Backplate Projection	10	Lever Length	100
Projection	57						

About the Finish

Antique Brass

With russet hues and a brass undertone, this variation on brass retains a warm and mellow character but adds age and maturity by highlighting the variance of shades making each piece both alluring and unique.

Useful Information

- Lever Handle for internal and external doors where locking is required.
- If you are replacing an existing Lever Handle, this Handle will work with a Standard UK Sash Lock
- For new doors you will also need to purchase a Sash Lock in a size to suit your door
- For a 2 1/2" Internal Door Sash Lock purchase a YKSL32N-AT or for a 3" Internal Sash Lock a YKSL33N-AT
- For a 2 1/2" External Door Sash Lock purchase our British Standard Sash Lock YKSLB52N-AT or for a 3" Lock a YKSLB53N-AT
- The CTC is 57mm (measurement between the distance of the fixing holes from the spindle to the lock)

Box Contains

- 1 pair of Door Handles
- 1 x spindle
- All fixing screws and fasteners

With this product you will also need



Sashlocks
YKSL32N-AT



Sashlocks
YK BSSL29

