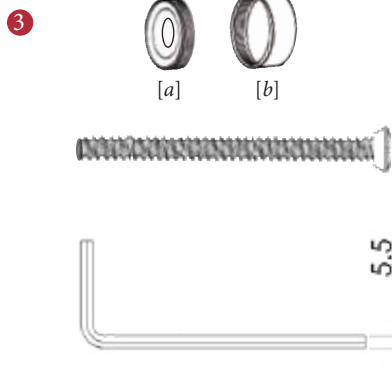
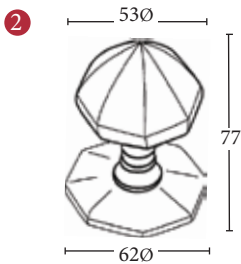
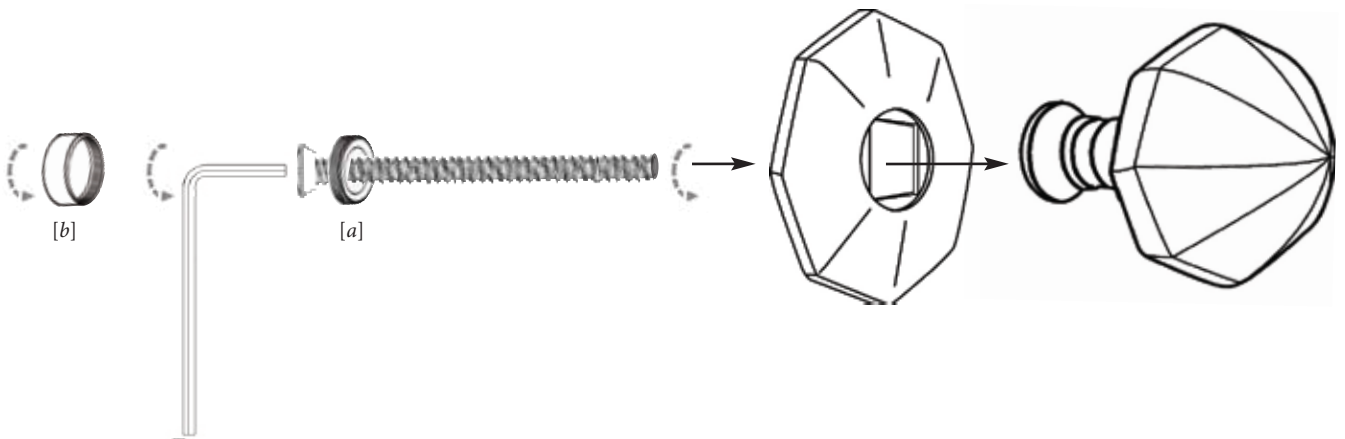


V880 CENTRE DOOR KNOB (External door hardware)



1



FITTING

- 1 Position Centre Knob assembly centrally on door and determine where to drill fixing hole.
- 2 Drill a 5mm hole through the door.
- 3 Taking the Allen bolt, place the threaded washer [a] over it and secure the assembly to the door using the Allen key.
- 4 Secure over the threaded washer [b] decorative cap provided.
- 5 Tighten and test

Overview

1 Door Knob with fixings illustrated

2 (General dimensions of Door Knob)

3 Supplied with:
 1x Allen key
 1x threaded Allen bolt
 1x threaded washer [a]
 1x decorative cap [b]

M Marcus Ltd., Dudley

Product Code

V880

Material

Solid Brass

Available in all Heritage Brass finishes.

Sizes shown are in mm and approximate. We reserve the right to amend where necessary and without any prior notice.