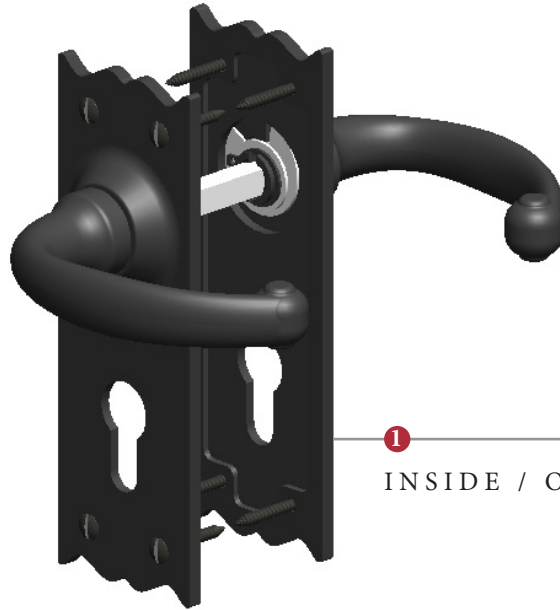
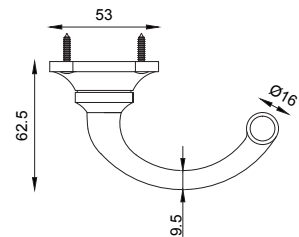
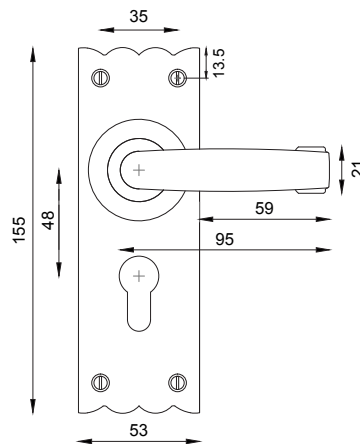
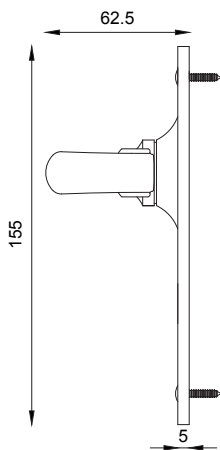




THE COLONIAL EURO PROFILE





1
INSIDE / OUTSIDE VIEW



This lock handle is suitable for use with most U.K. Euro Profile cylinders and sashlocks with a 48mm CTC.
For a new exterior door installation we would recommend for use with our York Euro Profile sashlock ref: YKCSLE29.CE (2.5") or YKCSLE39.CE (3").
A separate Euro Profile cylinder in a size to suit the door thickness will also be required to operate the lock mechanism.

- 2 
Spindle : 7.8mm x 80mm - 1pc.
- 
Spindle : 7.8mm x 90mm - 1pc.

- 3 
No. 6 x 25mm Steel starter screw x 1pc.
Drill pilot holes, use the starter screw to cut a thread

- 4 
No. 6 x 19mm Black-Nickel Plated
Stainless Steel (SS) wood screw x 8pcs.
Fasten the SS screw into the pilot hole

Box Contains	1	2	3	4
	1 x Lever Handle Pair	1x 80mm spindle for 35mm door 1x 90mm spindle for 45mm door	1x Steel pilot wood screw	8x SS wood screws


M Marcus Ltd., Dudley

Material	Date	Product Code	Description	Sizes shown are in mm and approximate. We reserve the right to amend where necessary and without any prior notice.
Malleable Iron	23 July 2016	TC348	The Colonial Euro Profile	