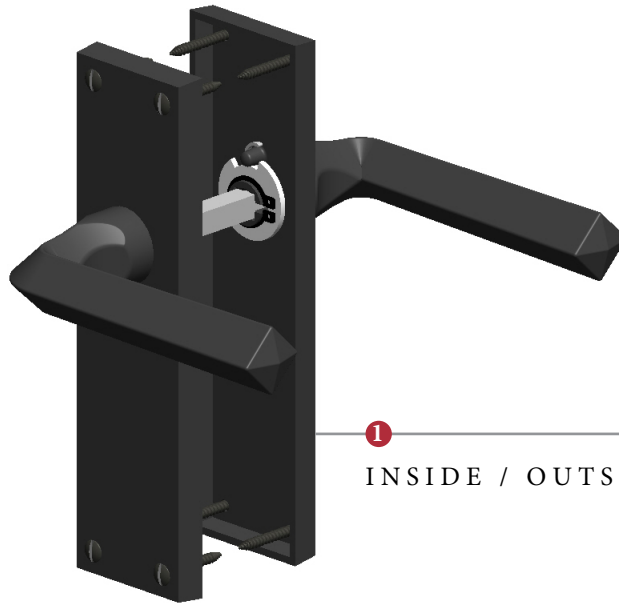
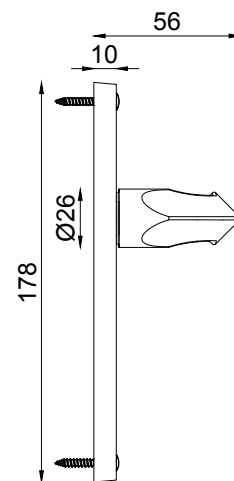
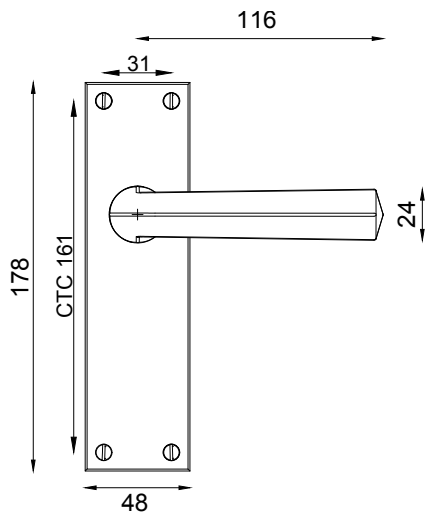




THE BRIDGNORTH LEVER LATCH





1
INSIDE / OUTSIDE VIEW



This latch handle is suitable for use with most U.K. tubular latches.
For a new door installation we would recommend using our York standard tubular latch from the list below. Please select the size and finish required.

- 2 
Spindle : 7.8mm x 80mm - 1pc.

Spindle : 7.8mm x 90mm - 1pc.

- 3 
No. 6 x 25mm Steel starter screw x 1pc.
Drill pilot holes, use the starter screw to cut a thread

- 4 
No. 6 x 25mm Black-Nickel Plated
Stainless Steel (SS) wood screw x 8pcs.
Fasten the SS screw into the pilot hole

Box Contains	1 1x Bridgnorth Lever Latch pair	2 1x 80mm spindle for 35mm door 1x 90mm spindle for 45mm door	3 1x Steel pilot wood screw	4 8x SS wood screws
-----------------	--	---	--------------------------------	------------------------


M Marcus Ltd., Dudley

Material	Date	Product Code	Description	Sizes shown are in mm and approximate. We reserve the right to amend where necessary and without any prior notice.
Malleable Iron	3 October 2018	FB 2510	The Bridgnorth Lever Latch	