
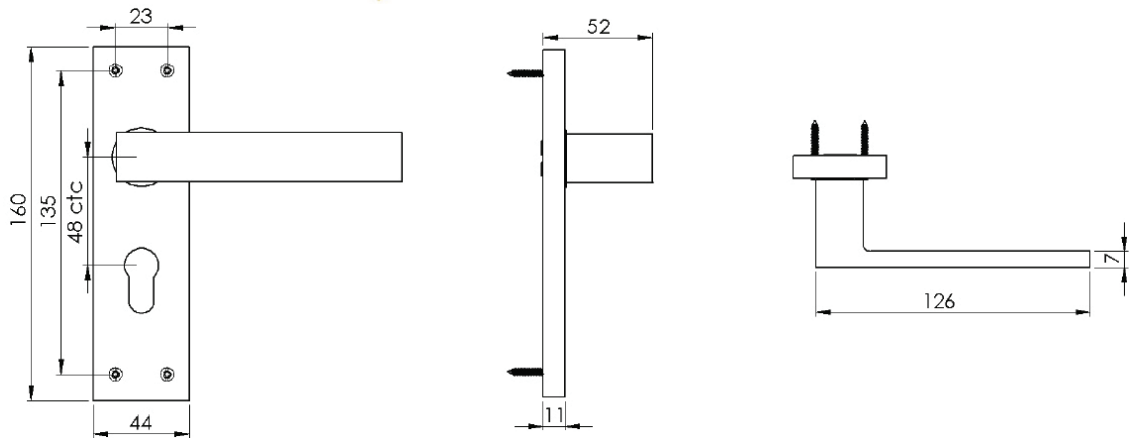


DELTA EURO PROFILE LOCK HANDLE



1 PAIRED VIEW

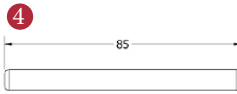


This lock handle is suitable for use with most U.K. Euro Profile cylinders and sashlocks with a 48mm CTC.



2

2x Lock plate



Spindle : 7.8mm x 85mm - 1pc.



3

1x Bent screw driver

Used to prise the faceplate from the backplate



5

8x Brass wood Screws
Fasten the Brass Screws into the Pilot holes



Iron starter screw x 1pc.
Drill pilot holes, use the starter screw to cut a thread

EURO PROFILE SASHLOCKS

with a 48mm CTC
(not Included, must be ordered separately)

- YKCSLE27.CE 2.1/2" PVD Brass Finish
- YKCSLE28.CE 2.1/2" PSS
- YKCSLE29.CE 2.1/2" SSS
- YKCSLE37.CE 3" PVD Brass Finish
- YKCSLE38.CE 3" PSS
- YKCSLE39.CE 3" SSS

Box Contains

- 1 Pair of lever handles
- 3 2x face plate
- 3 1x prising tool
- 2 1x 68mm spindle suitable for 35mm & 45mm thick door
- 5 8x Brass wood screws
1x Iron screw

M Marcus Ltd., Dudley

Product Code

DEL6048

Material

Solid Brass

Available in all Heritage Brass finishes.

Sizes shown are in mm and approximate.
We reserve the right to amend where necessary and without any prior notice.