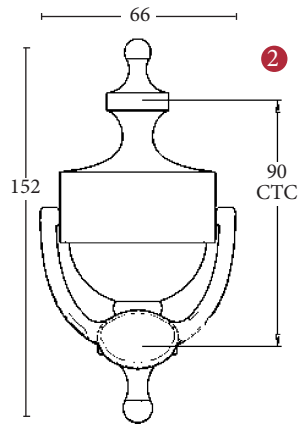
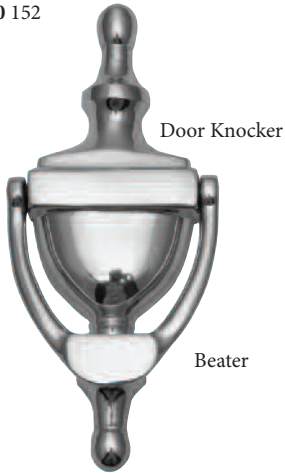
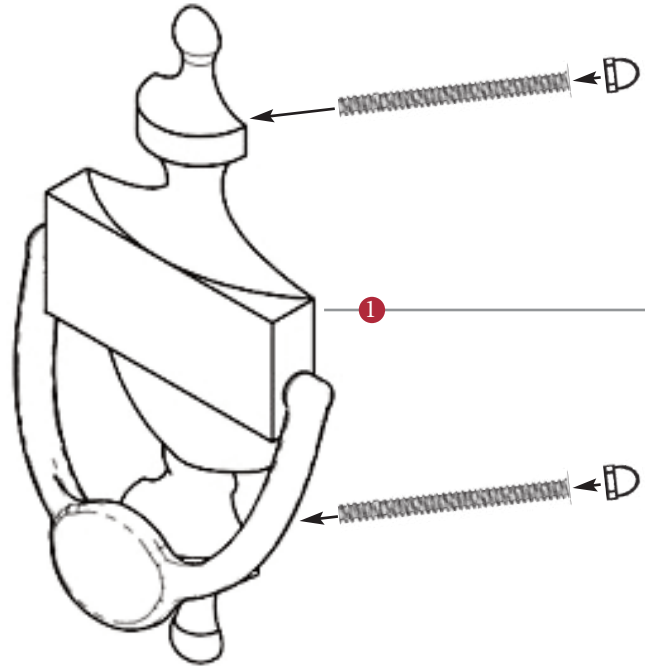
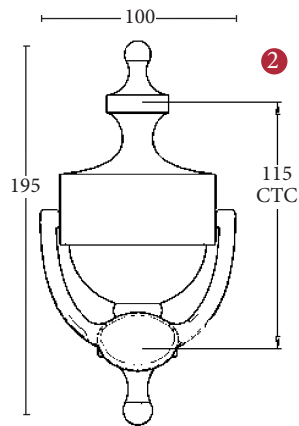


V910 EXTERNAL DOOR HARDWARE

V910 152



V910 195



FITTING

- 1 Position Knocker assembly centrally to determine where to drill uppermost knocker fixing hole.
- 2 Drill a 5mm hole through the door.
- 3 From the centre of that first position measure 90mm straight downwards (for 152mm height sized door knocker) or measure 110mm straight downwards (for 195mm height sized door knocker) and drill a 5mm hole through the door at that point
- 4 Utilising the upper drill hole: Affix the knocker through the door using one of the threaded back bolts (with dome nut) supplied
- 5 Utilising the lower drill hole: Affix the knocker through the door using one of the threaded back bolts (with dome nut) supplied
- 6 Tighten and test

- 2 For dimensions of the two product sizes:
 • V910 152
 • V910 195
 see the outlines given above



Overview

1 Door Knocker and Beater fixings illustrated

2 (General Dimensions of Door Knocker and Beater)

3 Supplied with:
 2x 70mm threaded back bolt
 2x matching finish dome nut

M Marcus Ltd., Dudley

Product Code

V910

Material

Solid Brass

Available in all Heritage Brass finishes.

Sizes shown are in mm and approximate. We reserve the right to amend where necessary and without any prior notice.