



Edwardian Door Handle on Plate

W3213-SB

Heritage Brass Door Handle Lever Latch Edwardian Design Satin Brass finish

Material:
Solid Brass


Finish:
Satin Brass

Warranty:
10 Year Mechanism


Available Finishes



Polished Brass



Polished Chrome



Antique Brass




Satin Nickel



Jupiter Split Finish



Mercury Split Finish



Matt Bronze



Satin Brass

Available Functions



Lever Latch
W3213-SB



Lever Lock
W3200-SB



Bathroom Set
W3220-SB



Euro Profile
W3227.48-SB

Product Dimensions (All dimensions are in millimeters unless otherwise indicated)

Backplate Length	153	Backplate Width	49	Backplate Projection	10	Lever Length	100
Projection	57						

About the Finish

Satin Brass

A modern alternative to the traditional polished brass, this attractive brushed texture beautifully mellows and adds warmth to both a traditional and a soft contemporary décor.

Useful Information

- Lever Handle for internal doors where locking is not required
- If you are replacing an existing Lever Handle, this Handle will work with a Standard UK Tubular Latch
- For new doors you will also need to purchase a Tubular Latch in a size to suit your door
- For a 2 1/2" Tubular Latch purchase a YKTL2N-SB or for a 3" Tubular Latch a YKTL3N-SB

Box Contains

- 1 pair of Door Handles
- 1 x spindle
- All fixing screws and fasteners

With this product you will also need



Tubular Latches
YKTL2N-SB



Tubular Latches
YKTL3N-SB